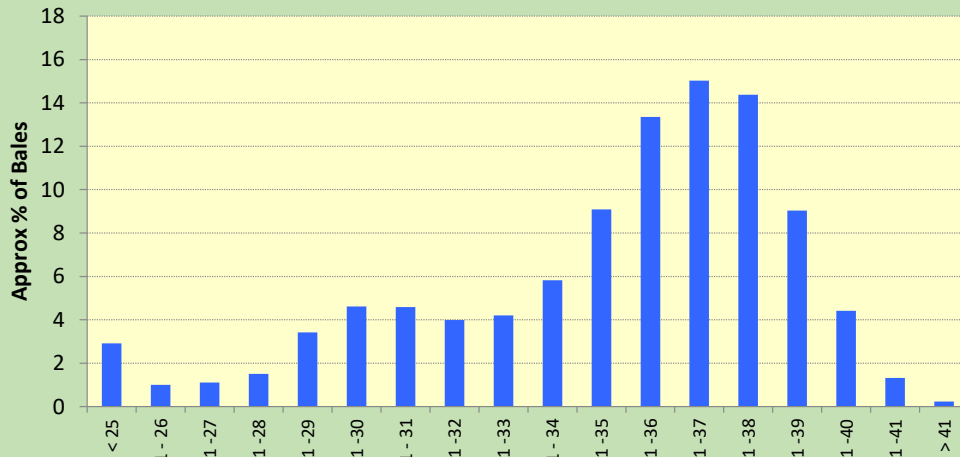
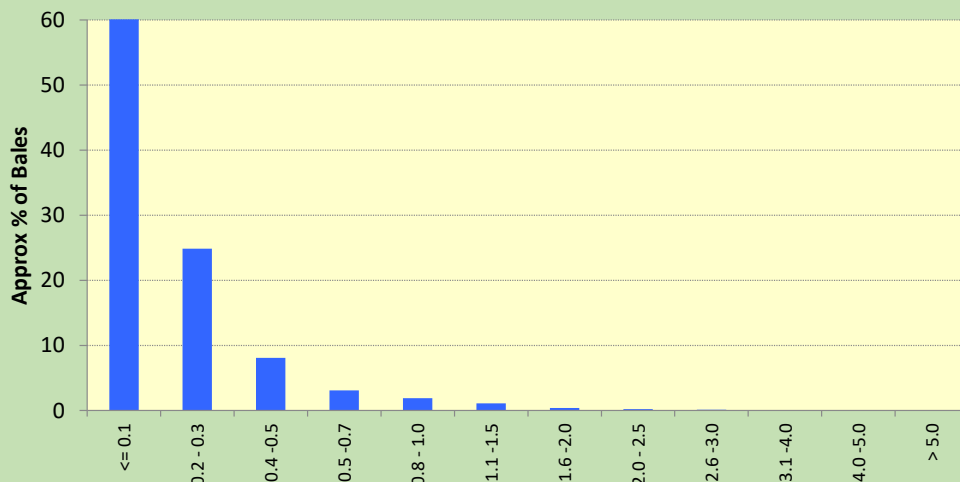




Micron Profile of NZ Crossbred Wool - 2016/17



VM Profile of NZ Crossbred Wool in NZ - 2016/17

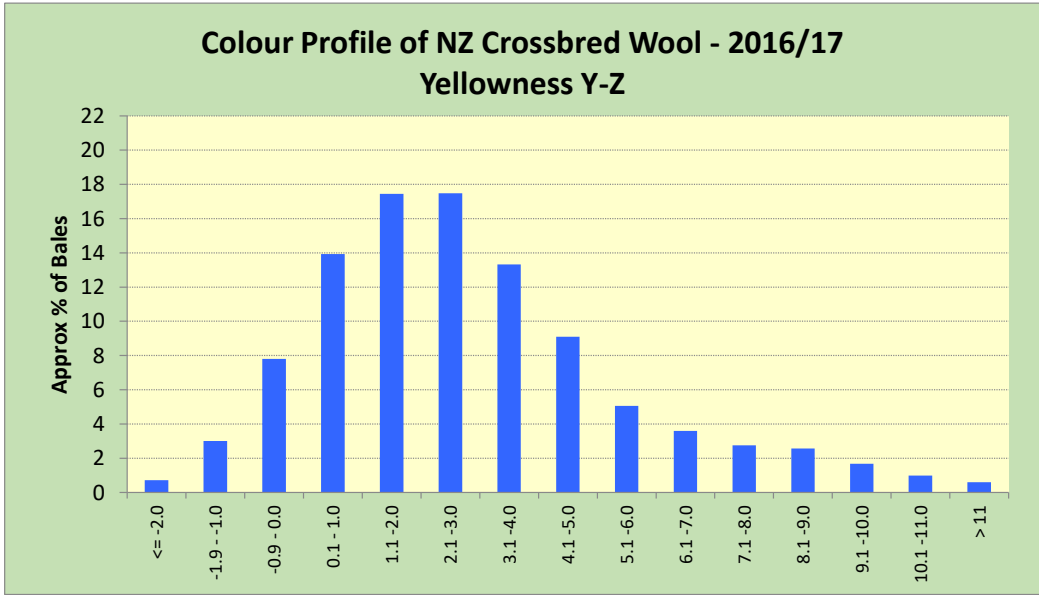
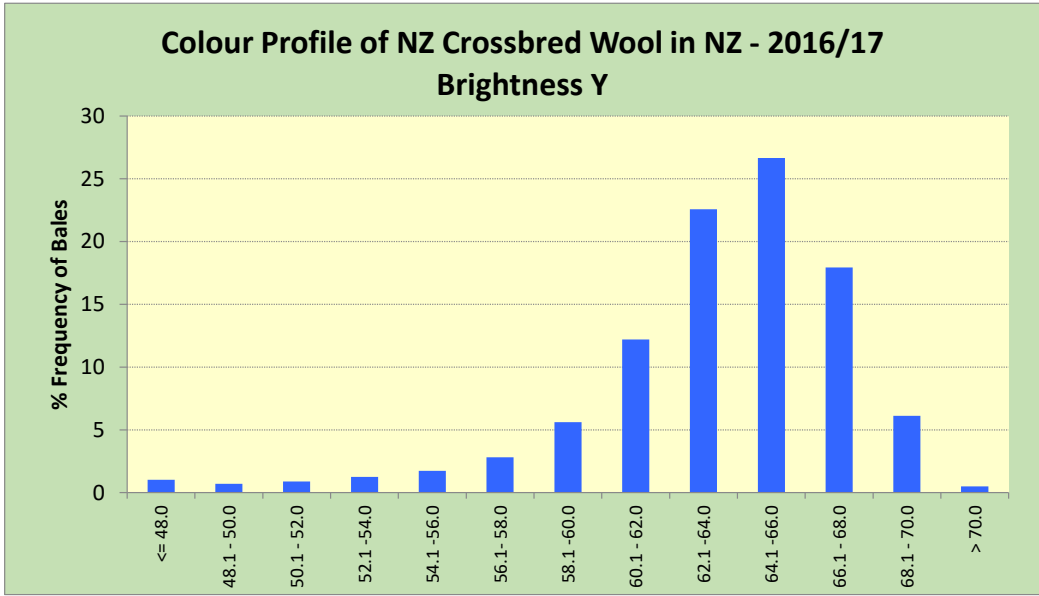


* The data shown is produced from NZWTA test data from the 2016-17 wool season.

* NZWTA tests a significant proportion of the NZ wool clip. Therefore the data is expected to be a close approximation of the overall profile of all wool across NZ.

* Data represents the proportion of bales in each category.

* Except where precluded by law, no responsibility can be accepted by NZWTA Ltd for any claim which may arise from any person acting on information contained herein.



* The data shown is produced from NZWTA test data from the 2016-17 wool season.

* NZWTA tests a significant proportion of the NZ wool clip. Therefore the data is expected to be a close approximation of the overall profile of all wool across NZ.

* Data represents the proportion of bales in each category.

* Except where precluded by law, no responsibility can be accepted by NZWTA Ltd for any claim which may arise from any person acting on information contained herein.

Property of NZ Wool Testing Authority Ltd
All Rights Reserved.